

# ABS Guard OnTop Shed

SG2-GUARD-SD



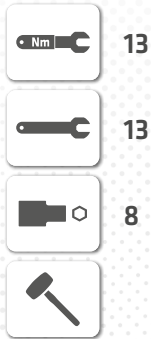
MoA 283-04



DIN EN  
13374:2019



## Werkzeuge | Tools



## Sicherheitshinweise | Safety instructions



- DE** Montageanleitung beachten (1) und Sicherheitshinweise beachten (2).
- EN** Comply with the installation manual (1) and Comply with the safety instructions (2).
- FR** Respecter la notice de montage (1) and Respecter les consignes de sécurité (2).
- NL** Montagehandleiding in acht nemen (1) and Veiligheidsinstructies in acht nemen (2).
- BGR** Спазвайте инструкциите за монтаж (1) and Спазвайте инструкциите за безопасност (2).
- DK** Følg monteringsvejledningen (1) and Følg sikkerhedshenvisningerne (2).
- ET** Järgige paigaldusjuhendit (1) ja ohutusjuhiseid (2).
- FI** Noudata asennusohjeita (1) and Noudata turvallisuusohjeita (2).
- IT** Rispettare le istruzioni di montaggio (1) and Rispettare le istruzioni di sicurezza (2).
- PL** Przestrzegać zaleceń instrukcji montażu (1) and Przestrzegać zasad bezpieczeństwa (2).
- SK** Dodržujte návod na montáž (1) and Dodržujte bezpečnostné pokyny (2).
- SL** Sledite navodilom za namestitve (1) and Sledite varnostnim navodilom (2).
- ES** Observar las instrucciones de montaje (1) and Observar las indicaciones de seguridad (2).
- CS** Dodržujte návod k montáži (1) and Dodržujte bezpečnostní pokyny (2).
- HU** Vegye figyelembe az összeszerelési útmutatót (1) and Vegye figyelembe a biztonsági utasításokat (2).

Für eine ordnungsgemäße Montage ist eine Dokumentation des Einbaus zwingend erforderlich!  
For a proper installation, a complete documentation of assembly is absolutely necessary.

## Kontakte | Contact persons

**Vertrieb & Technische Beratung**  
Sales & Technical Support

+49 (0) 28 32 - 972 81 - 0  
vertrieb@absturzschutz.de

**Schulung**

Training  
+49 (0) 28 32 - 972 81 - 148  
schulung@absturzschutz.de

**Montagevorbereitung**

Assembly  
+49 (0) 28 32 - 972 81 - 260  
service@absturzschutz.de

## Mustertypenschild | Sample label

	<p><b>ABS SAFETY GMBH</b> <span style="border: 1px solid black; padding: 2px;">3</span></p> <p>Kevelaer, Germany info@absturzschutz.de www.absturzschutz.de</p>	<div style="display: flex; justify-content: space-around;"> <div style="text-align: center;"> <span style="border: 1px solid black; padding: 2px;">1</span>  </div> <div style="text-align: center;"> <span style="border: 1px solid black; padding: 2px;">2</span>  </div> </div>
<p><b>Typ / Produktbezeichnung</b> <span style="border: 1px solid black; padding: 2px;">4</span></p> <p>Typ / Produktbezeichnung</p>		<p><b>Chargennummer / Batch number</b> <span style="border: 1px solid black; padding: 2px;">5</span></p>
<p><span style="border: 1px solid black; padding: 2px;">6</span> Normen / Standards</p> <p><span style="border: 1px solid black; padding: 2px;">7</span> Max. Nutzer gleichzeitig</p> <p><span style="border: 1px solid black; padding: 2px;">11</span> Modellnummer / Model number</p> <p><span style="border: 1px solid black; padding: 2px;">14</span> 150 kg</p> <p><input type="checkbox"/> -</p> <p><input type="checkbox"/> -</p> <p><input type="checkbox"/> -</p>	<p><input type="checkbox"/> -</p> <p><input type="checkbox"/> -</p> <p><input type="checkbox"/> -</p> <p><input type="checkbox"/> -</p> <p><input type="checkbox"/> -</p> <p><input type="checkbox"/> -</p>	<div style="display: flex; justify-content: space-around; align-items: center;"> <div style="text-align: center;"> <span style="border: 1px solid black; padding: 2px;">8</span>  <p>0158</p> </div> <div style="text-align: center;"> <span style="border: 1px solid black; padding: 2px;">9</span>  </div> <div style="text-align: center;"> <span style="border: 1px solid black; padding: 2px;">10</span>  </div> </div>

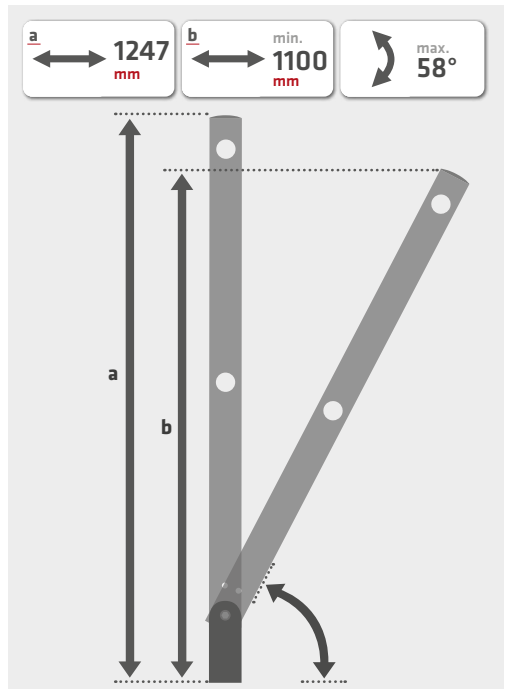
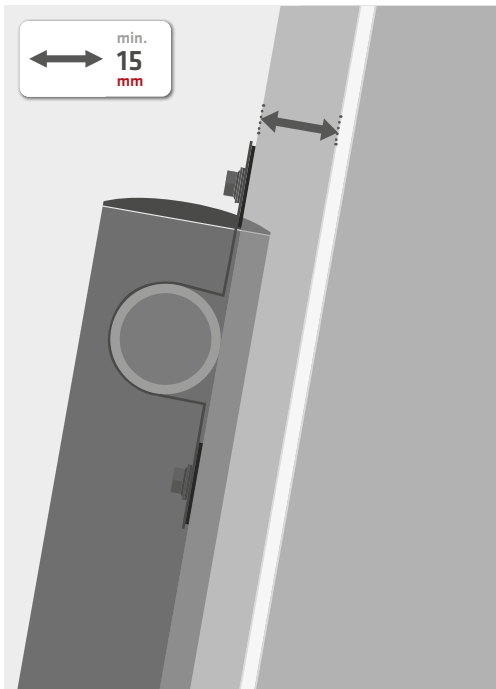
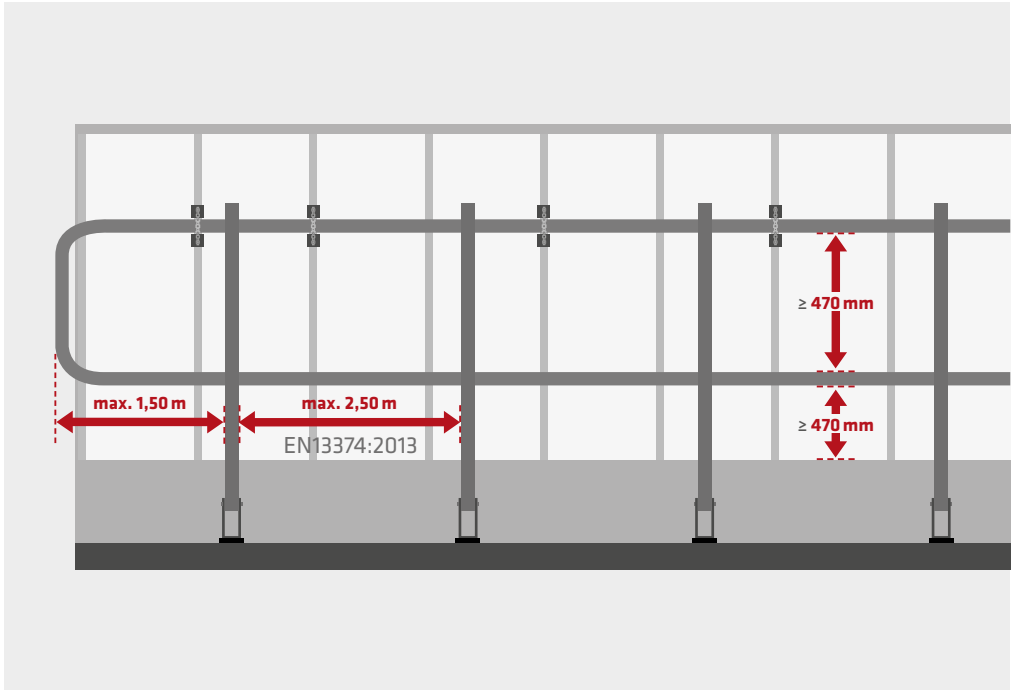
# Montageschritte dokumentieren





Document assembly step





Dokumentation mit Bildern vervollständigen!  
Complete your documentation using pictures!

**Dokumentation  
ist Pflicht!**  
Documentation is compulsory!









6 / 12




 **5**  
20 Nm



7 / 12



8 / 12




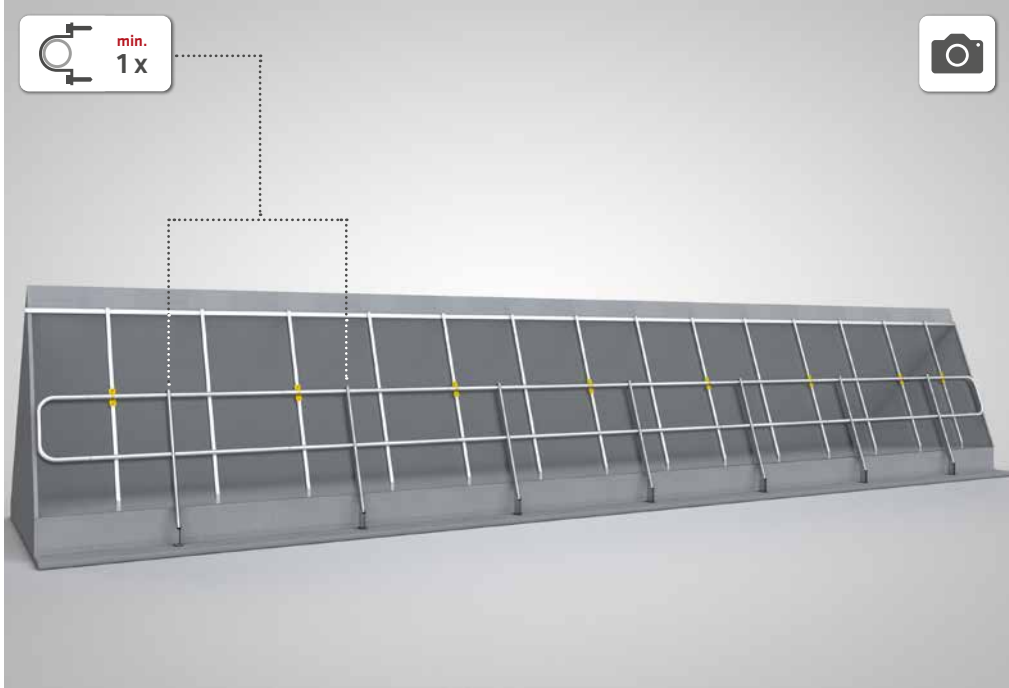







11 / 12



12 / 12





# ALWAYS ON TOP!

## ABS Safety GmbH

Gewerbering 3  
D-47623 Kevelaer  
Germany

Tel.: +49 28 32 972 81 - 0  
Fax: +49 28 32 972 81 - 285

info@absturzsicberung.de



[www.absturzsicberung.de](http://www.absturzsicberung.de)



[.de/en](http://.de/en)



[.de/fr](http://.de/fr)



[.de/nl](http://.de/nl)

EL 4. Dezember 2023



[instagram.com/abssafety](https://www.instagram.com/abssafety)



[youtube.com/abssafetygmbh](https://www.youtube.com/abssafetygmbh)



[facebook.com/ABS.Safety](https://www.facebook.com/ABS.Safety)