


# [ABS]

## ABS Steigleiter

SL2-XXX



MoA 330-01

DIN  
14094-1



DIN  
18799-1



## Werkzeuge | Tools



## Sicherheitshinweise | Safety instructions



- DE** Montageanleitung beachten (1) und Sicherheitshinweise beachten (2).
- EN** Comply with the installation manual (1) and Comply with the safety instructions (2).
- FR** Respecter la notice de montage (1) and Respecter les consignes de sécurité (2).
- NL** Montagehandleiding in acht nemen (1) and Veiligheidsinstructies in acht nemen (2).
- BGR** Спазвайте инструкциите за монтаж (1) and Спазвайте инструкциите за безопасност (2).
- DK** Følg monteringsvejledningen (1) and Følg sikkerhedshenvisningerne (2).
- ET** Järgige paigaldusjuhendit (1) ja ohutusjuhiseid (2).
- FI** Noudata asennusohjeita (1) and Noudata turvallisuusohjeita (2).
- IT** Rispettare le istruzioni di montaggio (1) and Rispettare le istruzioni di sicurezza (2).
- PL** Przestrzegać zaleceń instrukcji montażu (1) and Przestrzegać zasad bezpieczeństwa (2).
- SK** Dodržujte návod na montáž (1) and Dodržujte bezpečnostné pokyny (2).
- SL** Sledite navodilom za namestitve (1) and Sledite varnostnim navodilom (2).
- ES** Observar las instrucciones de montaje (1) and Observar las indicaciones de seguridad (2).
- CS** Dodržujte návod k montáži (1) and Dodržujte bezpečnostní pokyny (2).
- HU** Vegye figyelembe az összeszerelési útmutatót (1) and Vegye figyelembe a biztonsági utasításokat (2).

Für eine ordnungsgemäße Montage ist eine Dokumentation des Einbaus zwingend erforderlich!  
For a proper installation, a complete documentation of assembly is absolutely necessary.

## Kontakte | Contact persons

**Vertrieb & Technische Beratung**  
Sales & Technical Support

+49 (0) 28 32 - 972 81 - 0  
vertrieb@absturzschutz.de

**Schulung**

Training  
+49 (0) 28 32 - 972 81 - 148  
schulung@absturzschutz.de

**Montagevorbereitung**

Assembly  
+49 (0) 28 32 - 972 81 - 260  
service@absturzschutz.de

## Mustertypenschild | Sample label

<b>[ABS]</b>	ABS SAFETY GMBH <sup>3</sup> Kevelaer, Germany info@absturzschutz.de www.absturzschutz.de	<sup>1</sup> <sup>2</sup>	
<b>Typ / Produktbezeichnung</b> <sup>4</sup> Typ / Produktbezeichnung		<b>Chargennummer /</b> Batch number <sup>5</sup>	
<b>6</b> Normen / Standards	<input type="checkbox"/> -	<sup>8</sup> <sup>9</sup> <sup>10</sup>	
<b>7</b> Max. Nutzer gleichzeitig	<input type="checkbox"/> -		
Max. No. of simultaneous users			
<b>11</b> Modellnummer / Model number	<input type="checkbox"/> -		
<b>14</b> 150 kg	<input type="checkbox"/> -		
<input type="checkbox"/> -	<input type="checkbox"/> -		
<input type="checkbox"/> -	<input type="checkbox"/> -		

# Montageschritte dokumentieren

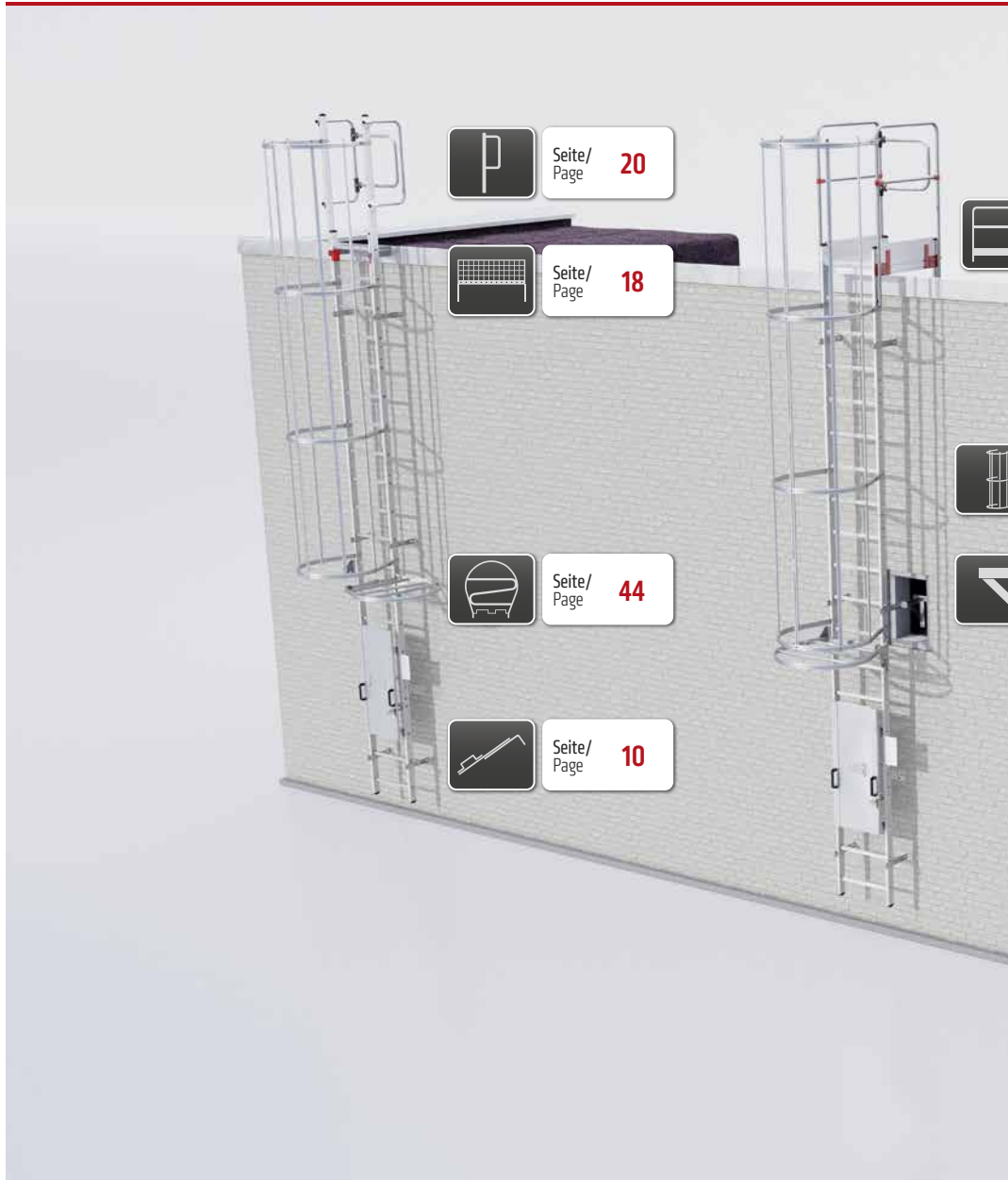
Document assembly step



Dokumentation mit Bildern vervollständigen!  
Complete your documentation using pictures!

**Dokumentation  
ist Pflicht!**

Documentation is compulsory!



Seite/  
Page **20**



Seite/  
Page **18**

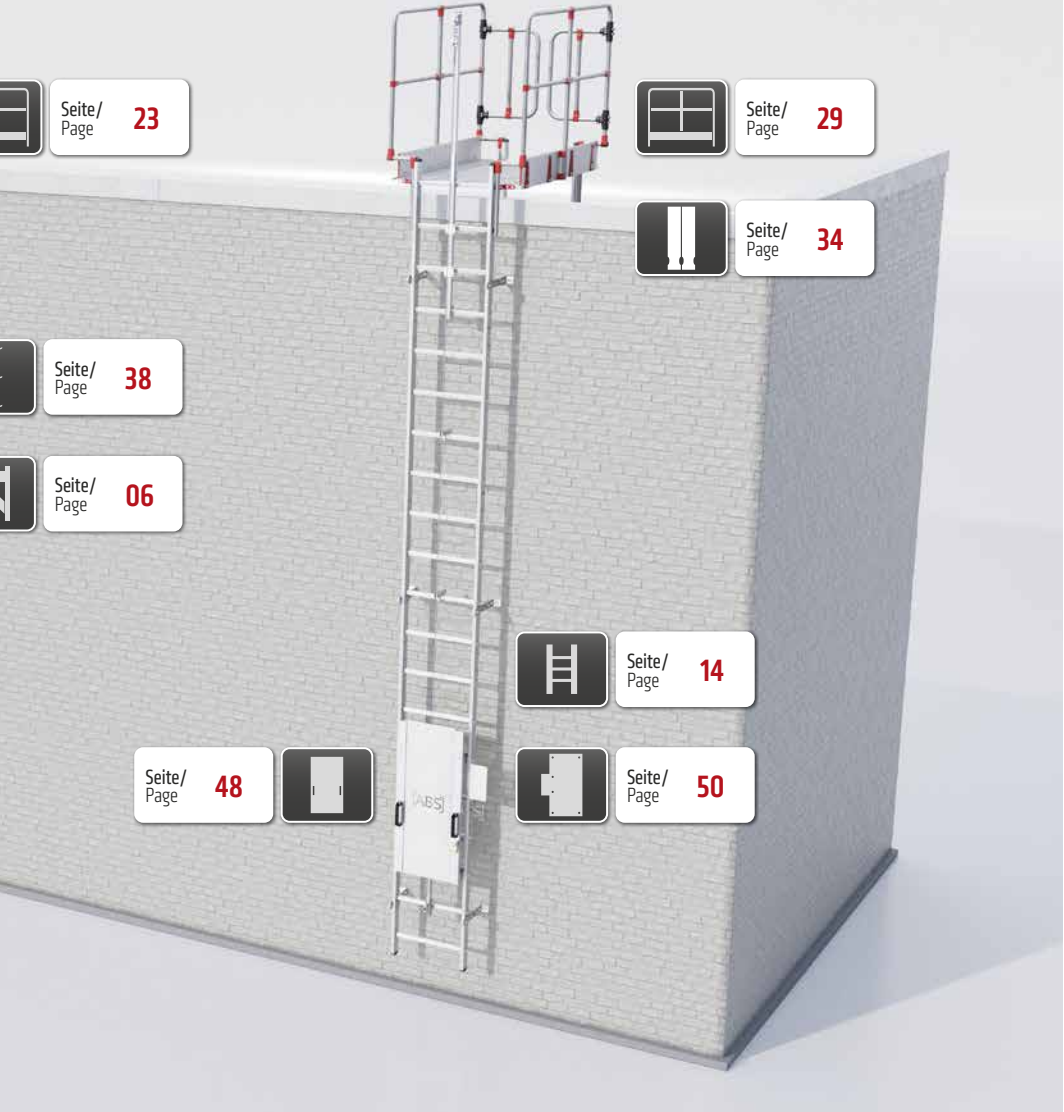


Seite/  
Page **44**



Seite/  
Page **10**





 Seite/  
Page **23**

 Seite/  
Page **29**

 Seite/  
Page **34**

 Seite/  
Page **38**

 Seite/  
Page **06**

 Seite/  
Page **14**

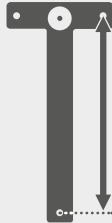
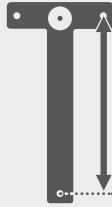
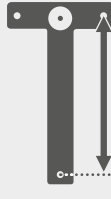
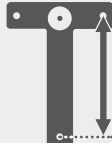
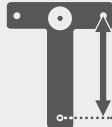
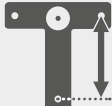
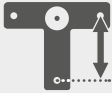
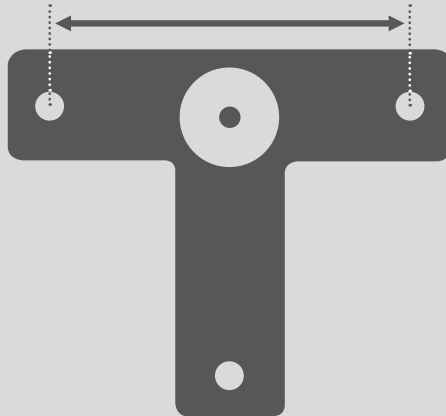
Seite/  
Page **48**



 Seite/  
Page **50**



↔ 150  
mm



112 mm

152 mm

192 mm

232 mm

272 mm

312 mm

357 mm

402 mm

**UK1**

85 - 130 mm

**UK2**

125 - 170 mm

**UK3**

165 - 210 mm

**UK4**

205 - 250 mm

**UK5**

250 - 290 mm

**UK6**

290 - 330 mm

**UK7**


330 - 375 mm

**UK8**

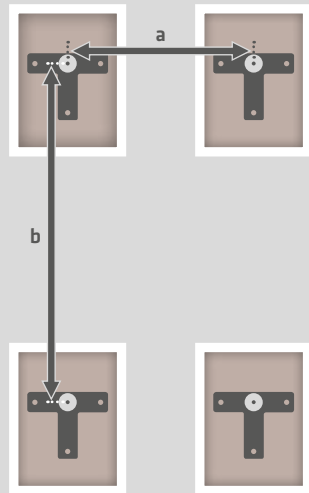
375 - 420 mm





1/7



2/7







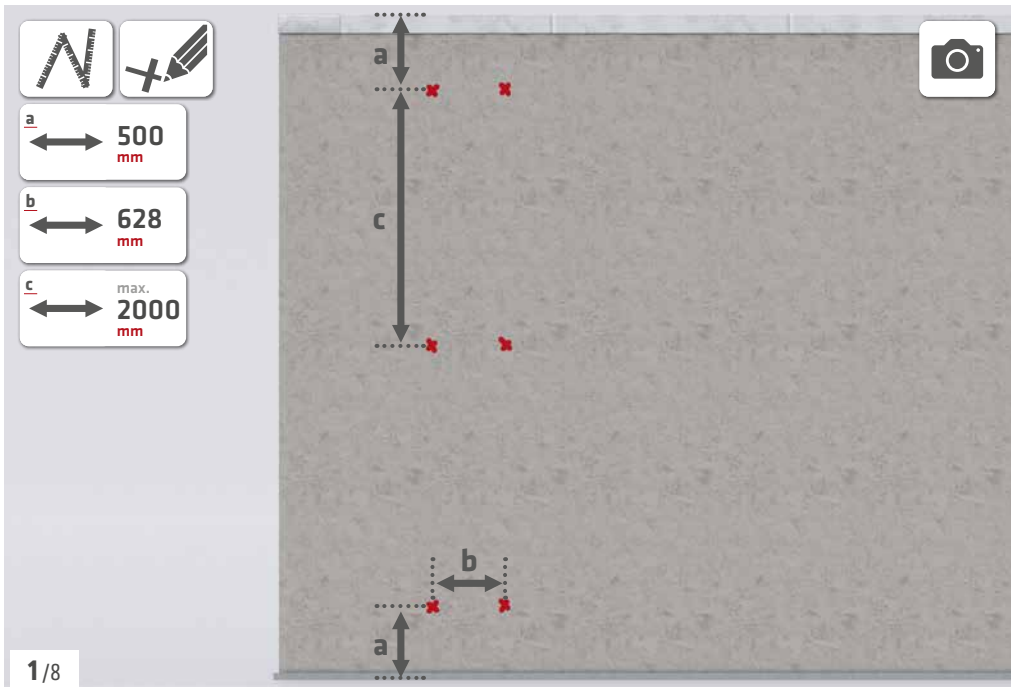
• Nm |  17 | 30 Nm



6 / 7



7 / 7







2 / 8

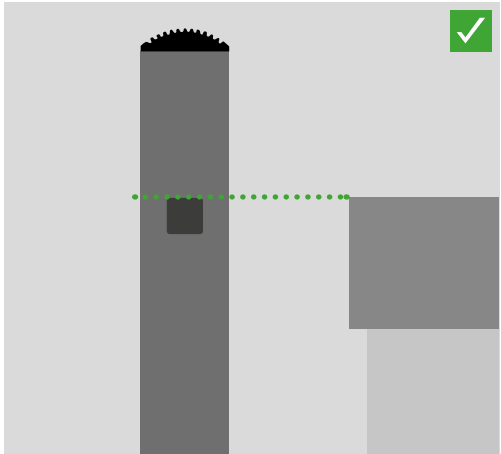
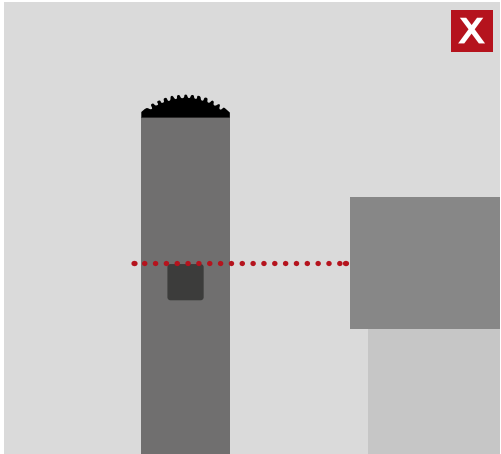


3 / 8




4 / 8











4/6




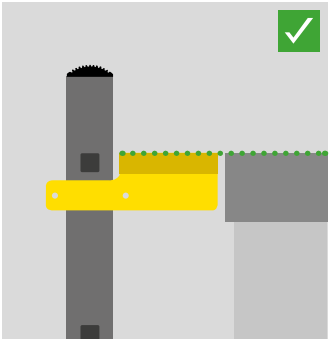
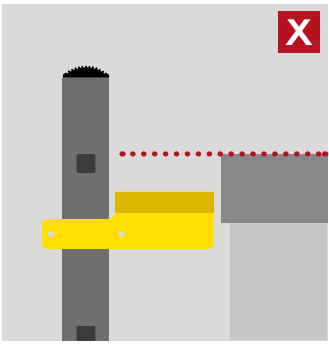
6/6





5/6





 Nm | 17 | 30 Nm





2/3


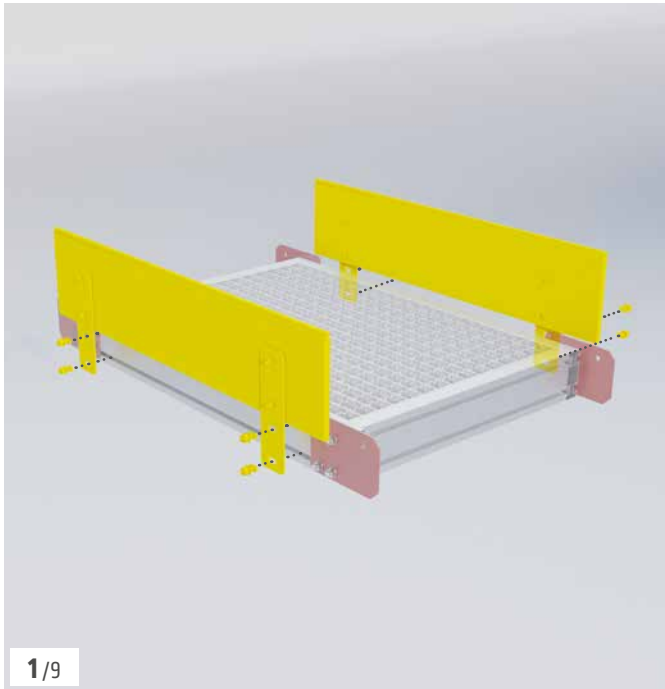



3/3

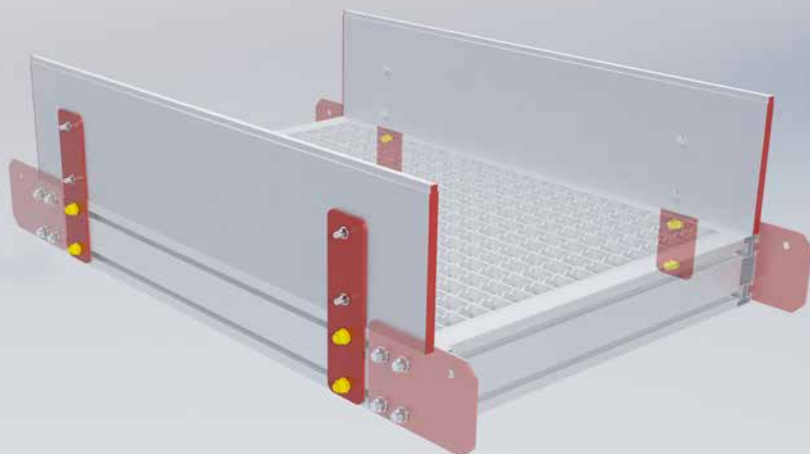








• Nm  13 | 16 Nm



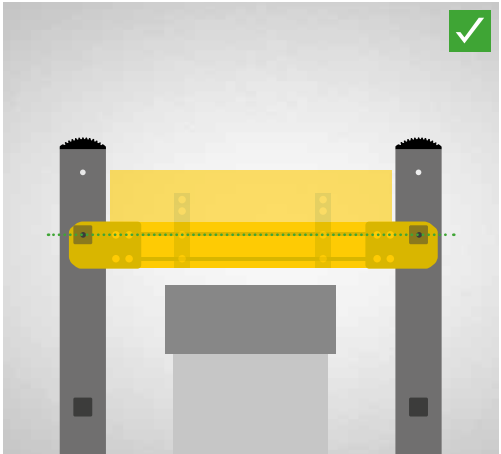
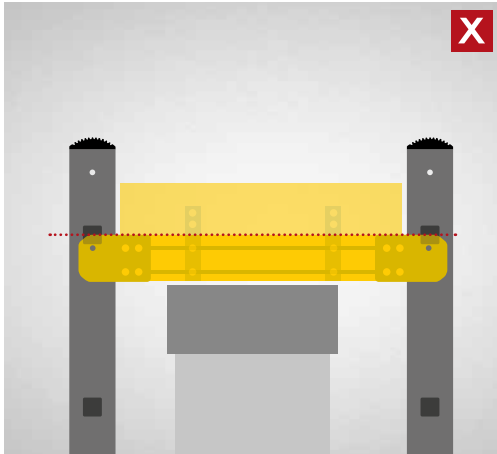
2 / 9

8x



3 / 9








5 / 9





6 / 9

















**MoA 251**  
ABS SafetyHike®






ABS SafetyHike®



SL2-XXX


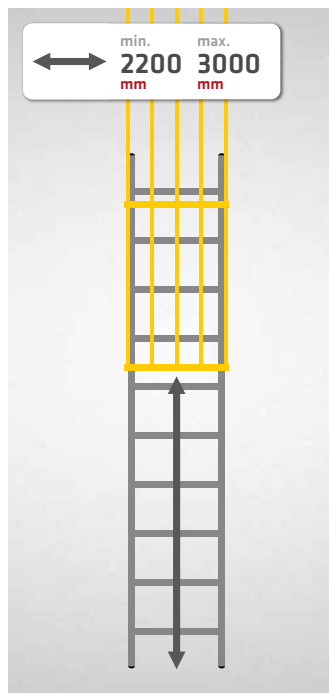














VAR. 1



VAR. 2






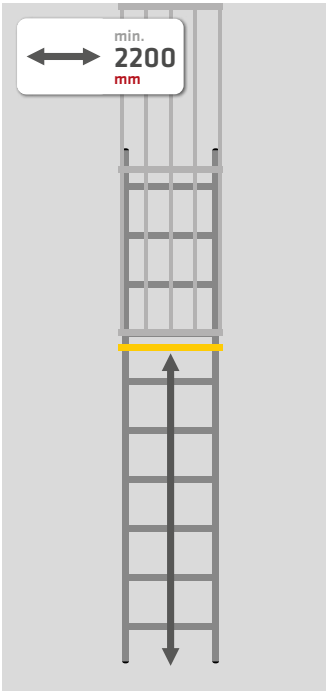

















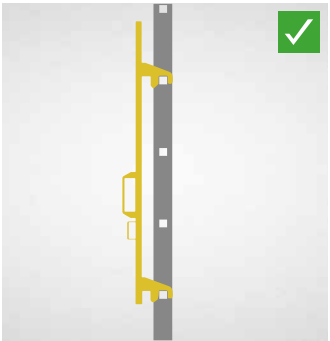
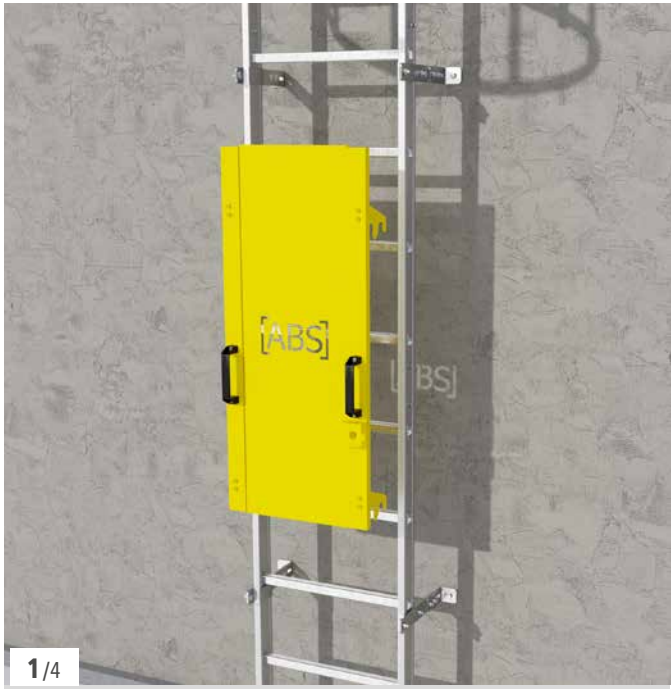


DIN 18799-3

6 / 7




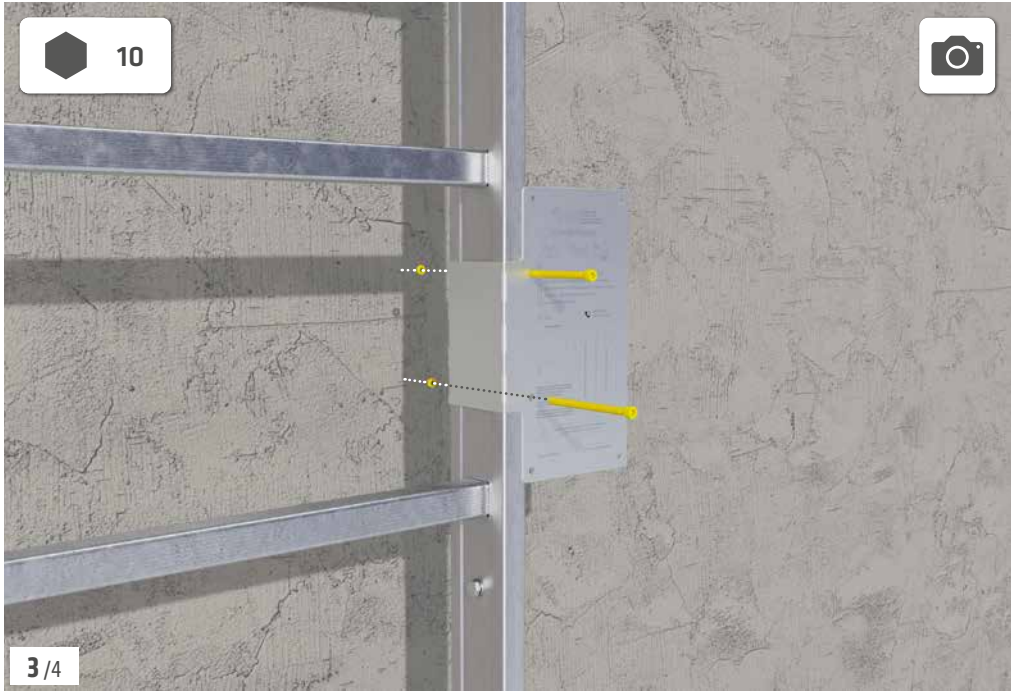
7 / 7











# ALWAYS ON TOP!

## ABS Safety GmbH

Gewerbering 3  
D-47623 Kevelaer  
Germany

Tel.: +49 28 32 972 81 - 0  
Fax: +49 28 32 972 81 - 285

info@absturzsicherung.de

 [www.absturzsicherung.de](http://www.absturzsicherung.de)

 [.de/en](http://.de/en)

 [.de/fr](http://.de/fr)

 [.de/nl](http://.de/nl)



[instagram.com/abssafety](https://www.instagram.com/abssafety)



[youtube.com/abssafetygmbh](https://www.youtube.com/abssafetygmbh)



[facebook.com/ABS.Safety](https://www.facebook.com/ABS.Safety)



[linkedin.com/company/abs-safety-gmbh](https://www.linkedin.com/company/abs-safety-gmbh)



[xing.com/pages/abssafetygmbh](https://www.xing.com/pages/abssafetygmbh)