

ABS Steigschutzschiene

VSS-XXX



MoA 299-01



Werkzeuge | Tools



18



Sicherheitshinweise | Safety instructions



- DE** Montageanleitung beachten (1) und Sicherheitshinweise beachten (2).
- EN** Comply with the installation manual (1) and Comply with the safety instructions (2).
- FR** Respecter la notice de montage (1) and Respecter les consignes de sécurité (2).
- NL** Montagehandleiding in acht nemen (1) and Veiligheidsinstructies in acht nemen (2).
- BGR** Спазвайте инструкциите за монтаж (1) and Спазвайте инструкциите за безопасност (2).
- DK** Følg monteringsvejledningen (1) and Følg sikkerhedshenvisningerne (2).
- ET** Järgige paigaldusjuhendit (1) ja ohutusjuhiseid (2).
- FI** Noudata asennusohjeita (1) and Noudata turvallisuusohjeita (2).
- IT** Rispettare le istruzioni di montaggio (1) and Rispettare le istruzioni di sicurezza (2).
- PL** Przestrzegać zaleceń instrukcji montażu (1) and Przestrzegać zasad bezpieczeństwa (2).
- SK** Dodržujte návod na montáž (1) and Dodržujte bezpečnostné pokyny (2).
- SL** Sledite navodilom za namestitve (1) and Sledite varnostnim navodilom (2).
- ES** Observar las instrucciones de montaje (1) and Observar las indicaciones de seguridad (2).
- CS** Dodržujte návod k montáži (1) and Dodržujte bezpečnostní pokyny (2).
- HU** Vegye figyelembe az összeszerelési útmutatót (1) and Vegye figyelembe a biztonsági utasításokat (2).

Für eine ordnungsgemäße Montage ist eine Dokumentation des Einbaus zwingend erforderlich!
For a proper installation, a complete documentation of assembly is absolutely necessary.

Kontakte | Contact persons

Vertrieb & Technische Beratung
Sales & Technical Support

+49 (0) 28 32 - 972 81 - 0
vertrieb@absturzschutz.de

Schulung
Training

+49 (0) 28 32 - 972 81 - 148
schulung@absturzschutz.de

Montagevorbereitung
Assembly

+49 (0) 28 32 - 972 81 - 260
service@absturzschutz.de

Mustertypenschild | Sample label

	ABS SAFETY GMBH 3 Kevelaer, Germany info@absturzschutz.de www.absturzschutz.de		
Mustertypenschild / Sample only		4	Chargennummer / Batch number
6 Normen / Standards 7 Max. Nutzer gleichzeitig (DIN EN 795:2012) Max. No. of simultaneous users 11 Modellnummer / Model number - - -	 - - - - - -	<div style="display: flex; justify-content: space-around; align-items: center;"> <div style="text-align: center;"> 8 0158 </div> <div style="text-align: center;"> 9 </div> <div style="text-align: center;"> 10 </div> </div>	

Inhalt | Content



Schiene / Rail

05



C-Profil Verbinder /
C-profile connector

06



Befestigungsschelle /
Fastening clamp

07



Einschubsicherung /
Slide-in protection

07




Steigsperre starr /
Climb lock rigid

08



Steigsperre lösbar /
Climb lock detachable

08



Ruhepodest /
Rest platform

09



Ausstiegsvorrichtung /
Exit device

10



Verstärkungsholm /
Reinforcement spar

11



Drehweiche / Turntable

12

Montageschritte dokumentieren

Document assembly step

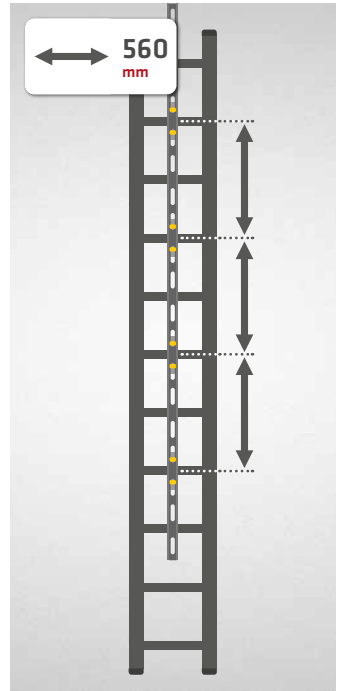



Dokumentation mit Bildern vervollständigen!
Complete your documentation using pictures!

**Dokumentation
ist Pflicht!**
Documentation is compulsory!



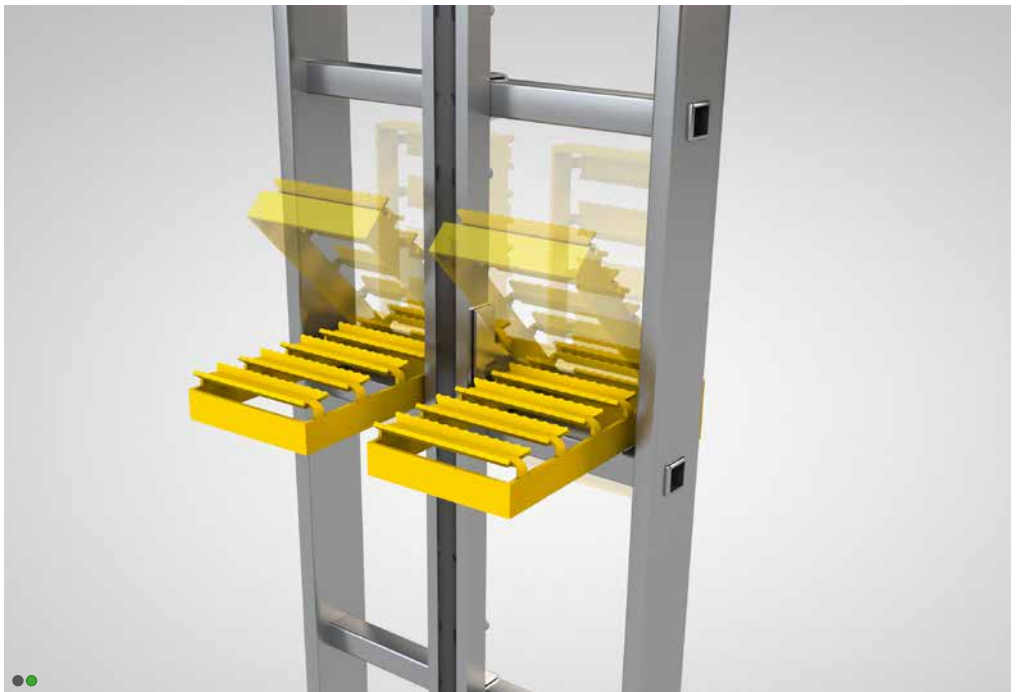
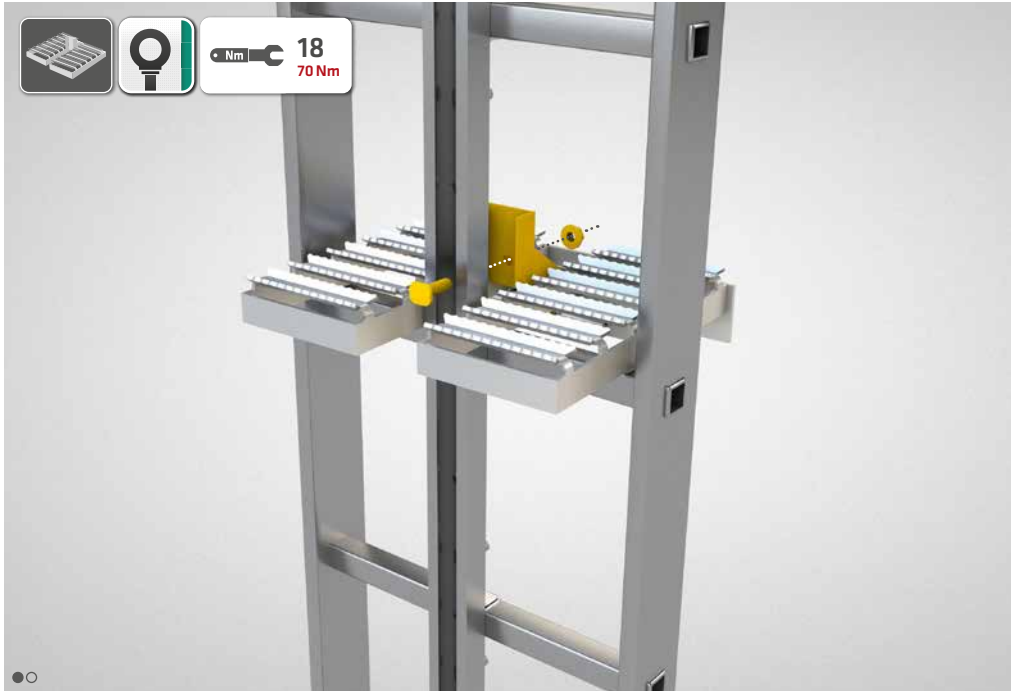


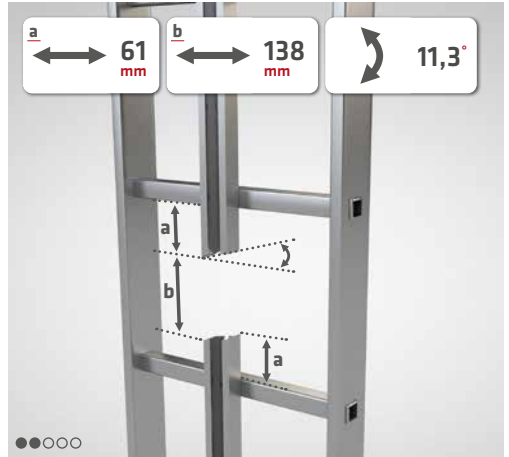







• Nm | 18
70 Nm
















**ALWAYS
ON TOP!**

ALWAYS ON TOP!

ABS Safety GmbH

Gewerbering 3
D-47623 Kevelaer
Germany

Tel.: +49 28 32 972 81 - 0
Fax: +49 28 32 972 81 - 285

info@absturzsicung.de

 www.absturzsicung.de

 .de/en

 .de/fr

 .de/nl

RS 15, August 2022



[instagram.com/abssafety](https://www.instagram.com/abssafety)



[youtube.com/abssafetygmbh](https://www.youtube.com/abssafetygmbh)



[facebook.com/ABS.Safety](https://www.facebook.com/ABS.Safety)