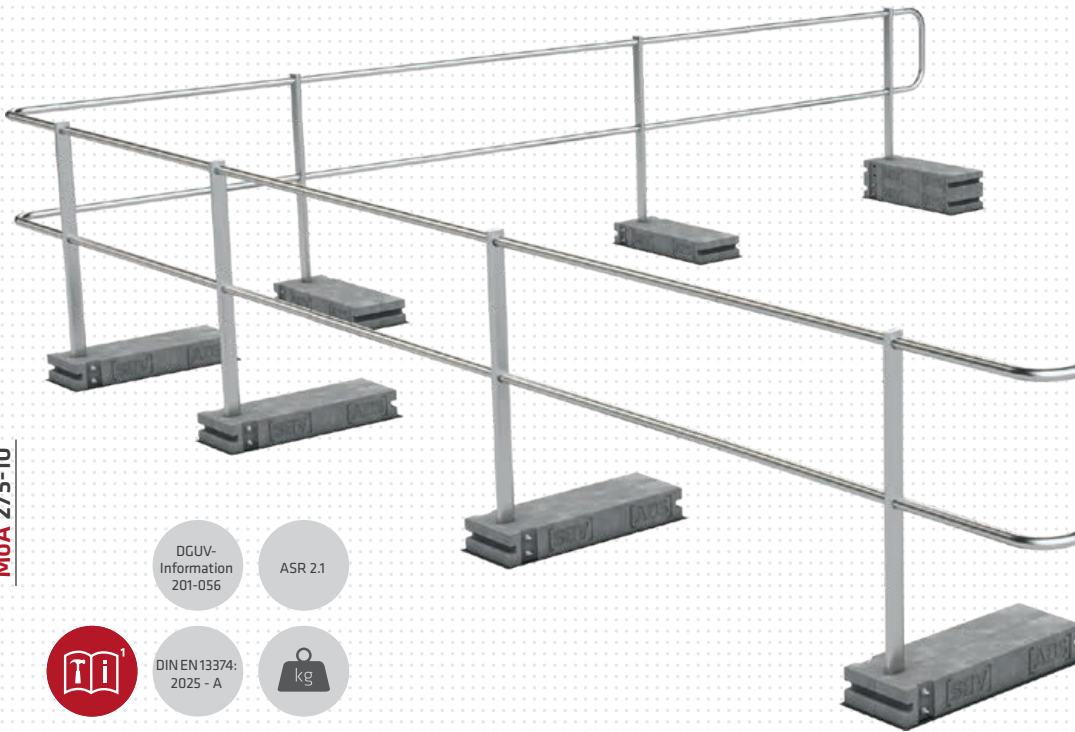




ABS Guard OnTop Weight

SG2-GUARD-G-B



MoA 275-10

DGUV-
Information
201-056

ASR 2.1



DIN EN 13374:
2025 - A



Werkzeuge | Tools



Sicherheitshinweise | Safety instructions



- DE** Montageanleitung beachten (1) und Sicherheitshinweise beachten (2).
- EN** Comply with the installation manual (1) and Comply with the safety instructions (2).
- FR** Respecter la notice de montage (1) and Respecter les consignes de sécurité (2).
- NL** Montagehandleiding in acht nemen (1) and Veiligheidsinstructies in acht nemen (2).
- BGR** Спазвайте инструкциите за монтаж (1) and Спазвайте инструкциите за безопасност (2).
- DK** Følg monteringsvejledningen (1) and Følg sikkerhedshenvisningerne (2).
- ET** Järgige paigaldusjuhendit (1) ja ohutusjuhiseid (2).
- FI** Noudata asennusohjeita (1) and Noudata turvallisuusohjeita (2).
- IT** Rispettare le istruzioni di montaggio (1) and Rispettare le istruzioni di sicurezza (2).
- PL** Przestrzegać zaleceń instrukcji montażu (1) and Przestrzegać zasad bezpieczeństwa (2).
- SK** Dodržujte návod na montáž (1) and Dodržujte bezpečnostné pokyny (2).
- SL** Sledite navodilom za namestitve (1) and Sledite varnostnim navodilom (2).
- ES** Observar las instrucciones de montaje (1) and Observar las indicaciones de seguridad (2).
- CS** Dodržujte návod k montáži (1) and Dodržujte bezpečnostní pokyny (2).
- HU** Vegye figyelembe az összeszerelési útmutatót (1) and Vegye figyelembe a biztonsági utasításokat (2).

Für eine ordnungsgemäße Montage ist eine Dokumentation des Einbaus zwingend erforderlich!
For a proper installation, a complete documentation of assembly is absolutely necessary.

Kontakte | Contact persons

Vertrieb & Technische Beratung
Sales & Technical Support
+49 (0) 28 32 - 972 81 - 0
vertrieb@absturzversicherung.de

Schulung
Training
+49 (0) 28 32 - 972 81 - 148
schulung@absturzversicherung.de

Montagevorbereitung
Assembly
+49 (0) 28 32 - 972 81 - 260
service@absturzversicherung.de

Mustertypenschild | Sample label

	ABS SAFETY GMBH Kevelaer, Germany info@absturzversicherung.de www.absturzversicherung.de		
Typ / Produktbezeichnung Typ / Produktbezeichnung		Chargennummer / Batch number 	
6 Normen / Standards 7 Max. Nutzer gleichzeitig Max. No. of simultaneous users 11 Modellnummer / Model number 14 150 kg <input type="checkbox"/> - <input type="checkbox"/> -	<input type="checkbox"/> - <input type="checkbox"/> - <input type="checkbox"/> - <input type="checkbox"/> - <input type="checkbox"/> - <input type="checkbox"/> -		



Nicht fallen lassen!
Do not drop!



Nicht fallen lassen!
Do not drop!



Ebener Untergrund!
Even surface!



Flach auflegen!
Put down flat!






ABS Doku

Montageschritte dokumentieren

Document assembly step



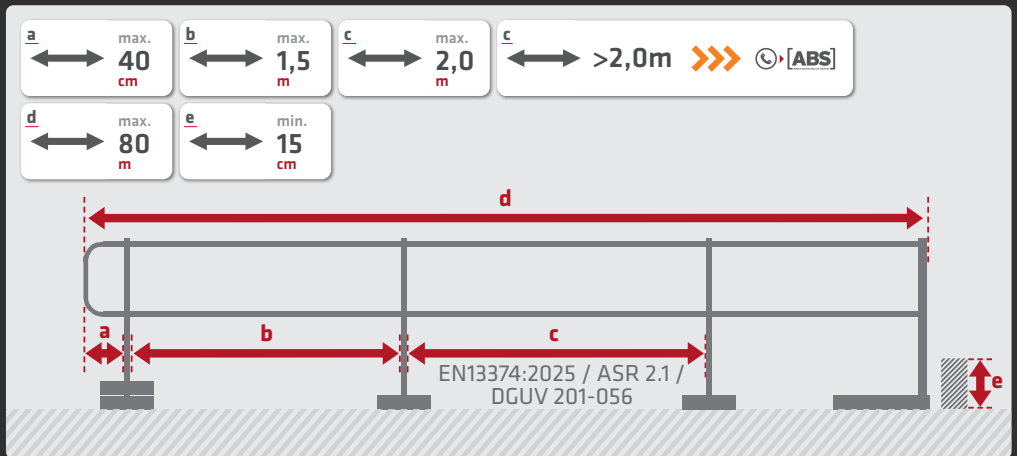
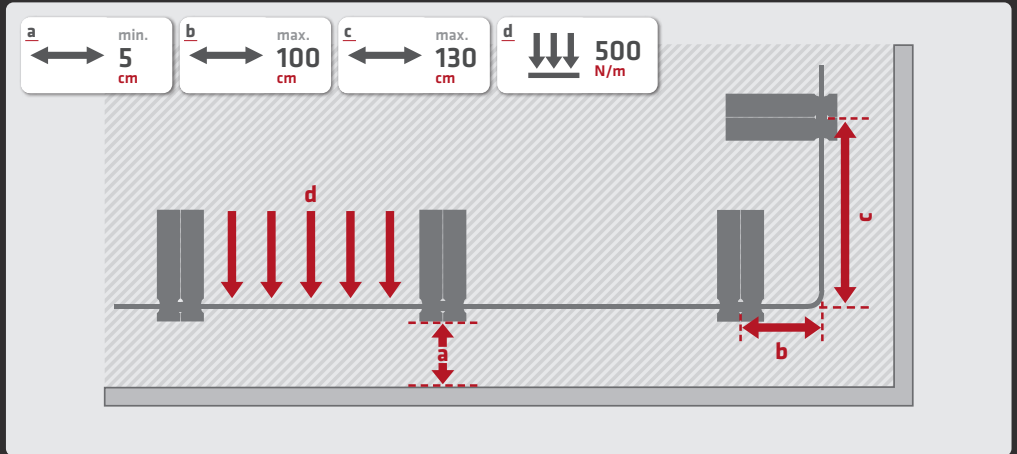
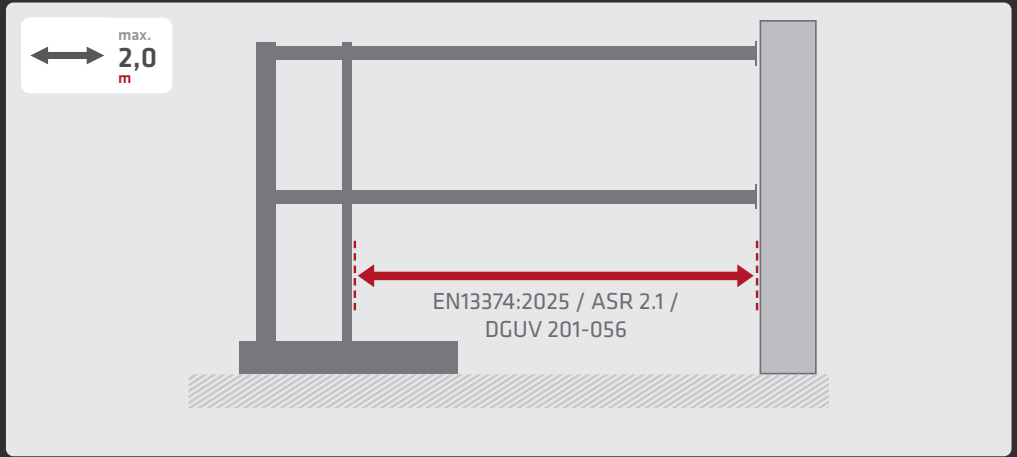
Dokumentation mit Bildern vervollständigen!
Complete your documentation using pictures!

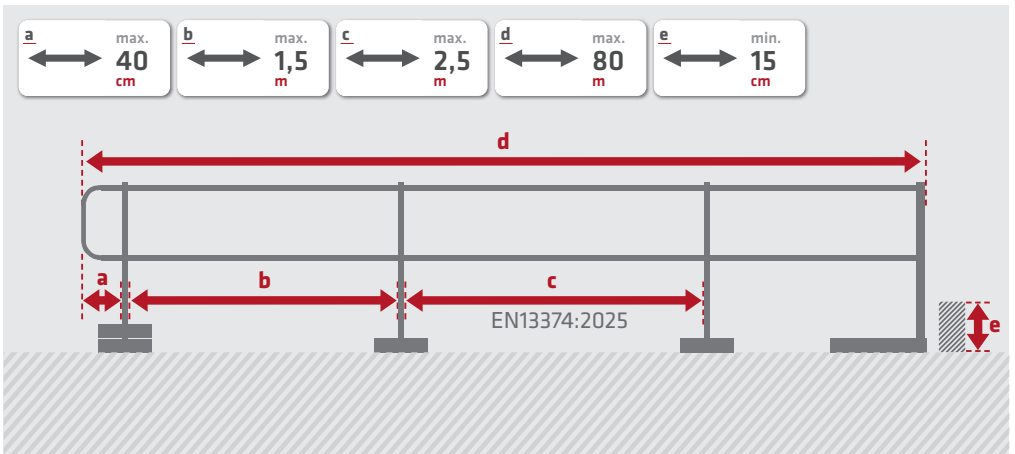
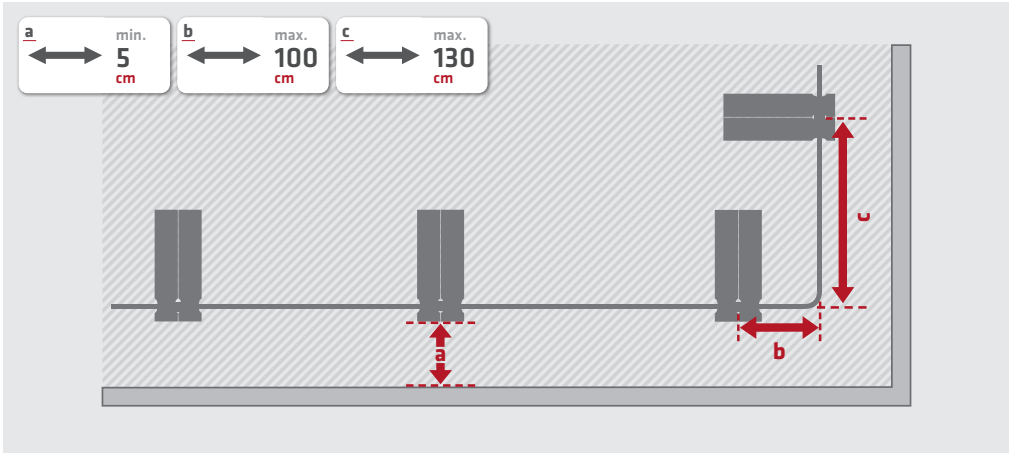
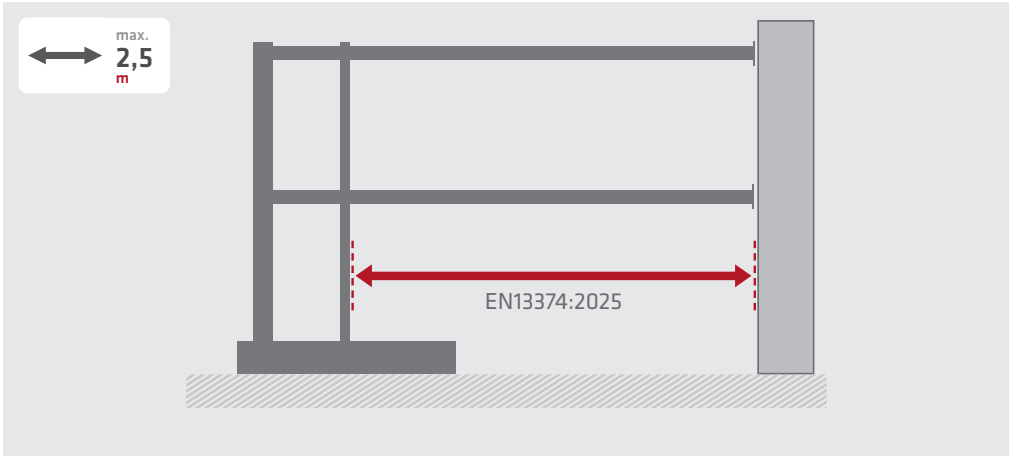
**Dokumentation
ist Pflicht!**
Documentation is compulsory!








[absturzschutz.de/doku](https://www.absturzschutz.de/doku)





















Optional



1/4



2/4




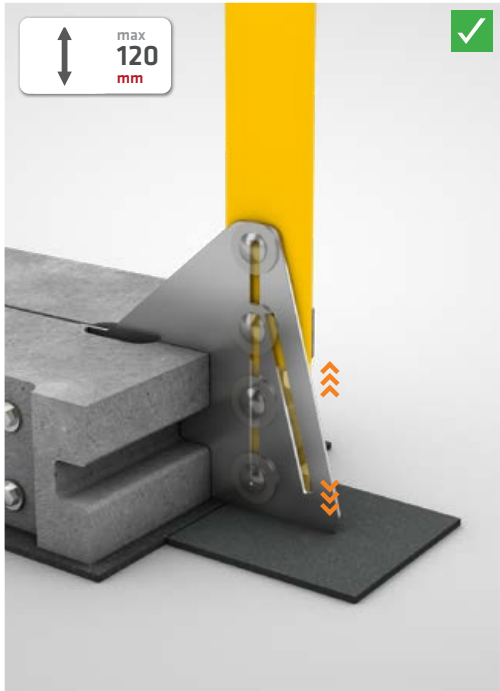
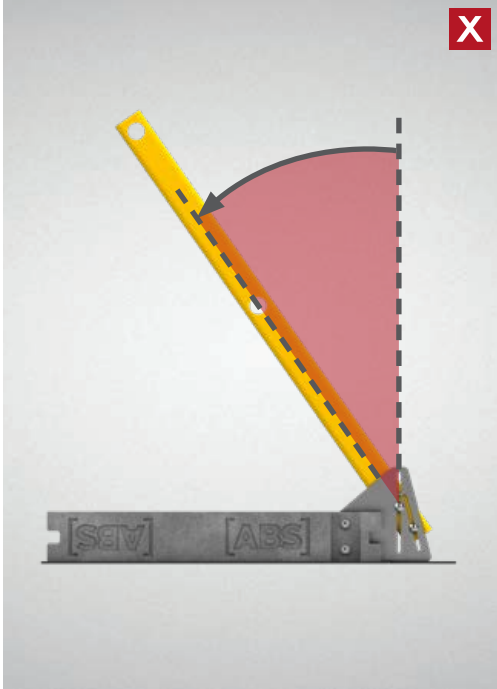
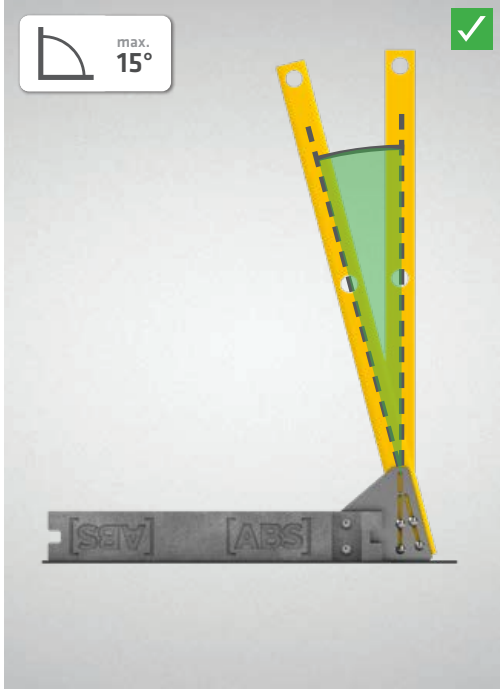
 Nm 13 | 16 Nm




3/4



4/4





ALWAYS ON TOP!

ABS Safety GmbH

Gewerbering 3
D-47623 Kevelaer
Germany

Tel.: +49 28 32 972 81 - 0
Fax: +49 28 32 972 81 - 285

info@absturzschutz.de

 www.absturzschutz.de

 www.absturzschutz.de/en

 www.absturzschutz.de/fr

 www.absturzschutz.de/nl



[instagram.com/abssafety](https://www.instagram.com/abssafety)



[youtube.com/abssafetygmbh](https://www.youtube.com/abssafetygmbh)



[facebook.com/ABS.Safety](https://www.facebook.com/ABS.Safety)



[linkedin.com/company/abs-safety-gmbh](https://www.linkedin.com/company/abs-safety-gmbh)



[xing.com/pages/abssafetygmbh](https://www.xing.com/pages/abssafetygmbh)