

ABS-Lock[®] Falz V

PF-5-XX



MoA 052-16



DIN EN 795:
2012, A

DIN CEN/TS
16415:2017



Werkzeuge | Tools



Sicherheitshinweise | Safety instructions

- DE** Montageanleitung beachten (1) und Sicherheitshinweise beachten (2).
- EN** Comply with the installation manual (1) and Comply with the safety instructions (2).
- FR** Respecter la notice de montage (1) and Respecter les consignes de sécurité (2).
- NL** Montagehandleiding in acht nemen (1) and Veiligheidsinstructies in acht nemen (2).
- BGR** Спазвайте инструкциите за монтаж (1) and Спазвайте инструкциите за безопасност (2).
- DK** Følg monteringsvejledningen (1) and Følg sikkerhedshenvisningerne (2).
- ET** Järgige paigaldusjuhendit (1) ja ohutusjuhiseid (2).
- FI** Noudata asennusohjeita (1) and Noudata turvallisuusohjeita (2).
- IT** Rispettare le istruzioni di montaggio (1) and Rispettare le istruzioni di sicurezza (2).
- PL** Przestrzegać zaleceń instrukcji montażu (1) and Przestrzegać zasad bezpieczeństwa (2).
- SK** Dodržujte návod na montáž (1) and Dodržujte bezpečnostné pokyny (2).
- SL** Sledite navodilom za namestitve (1) and Sledite varnostnim navodilom (2).
- ES** Observar las instrucciones de montaje (1) and Observar las indicaciones de seguridad (2).
- CS** Dodržujte návod k montáži (1) and Dodržujte bezpečnostní pokyny (2).
- HU** Vegye figyelembe az összeszerelési útmutatót (1) and Vegye figyelembe a biztonsági utasításokat (2).

Für eine ordnungsgemäße Montage ist eine Dokumentation des Einbaus zwingend erforderlich!
For a proper installation, a complete documentation of assembly is absolutely necessary.

Kontakte | Contact persons

Vertrieb & Technische Beratung
Sales & Technical Support
+49 (0) 28 32 - 972 81 - 0
vertrieb@absturzsicherung.de

Schulung
Training
+49 (0) 28 32 - 972 81 - 148
schulung@absturzsicherung.de

Montagevorbereitung
Assembly
+49 (0) 28 32 - 972 81 - 260
service@absturzsicherung.de

Mustertypenschild | Sample label

[ABS]

ABS SAFETY GMBH 3

Kevelaer, Germany
info@absturzsicherung.de
www.absturzsicherung.de

Mustertypenschild /
Sample only 4

Chargennummer /
Batch number 5

6 Normen / Standards -

7 Max. Nutzer gleichzeitig (DIN EN 795:2012)
Max. No. of simultaneous users -

11 Modellnummer / Model number -

- -

- -

- -

8 0158

9 10

Montageschritte dokumentieren

Document assembly step



**Dokumentation
ist Pflicht!**
































Documentation is compulsory!



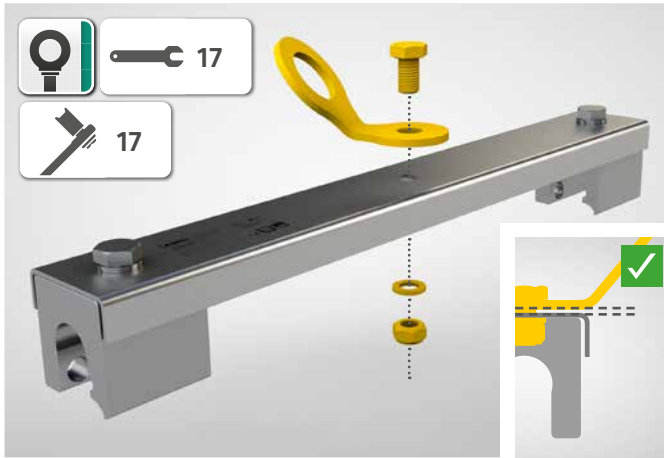


ABS-Lock® Falz V
Rundbördelfalz



ABS-Lock® Falz V
Stehfalz


				
Edelstahl Stainless steel	Aluminium Aluminium	Kupfer Copper	Stahl Steel	Titanzink Titanium zinc
 -	 0,7 mm 	 -	 -	 -
 0,5 mm 	 0,7 mm   0,8 mm 	 0,55 mm 	 0,5 mm 	 0,5 mm 
 0,5 mm 	 0,7 mm   0,8 mm 	 0,55 mm 	 0,5 mm 	 0,5 mm 










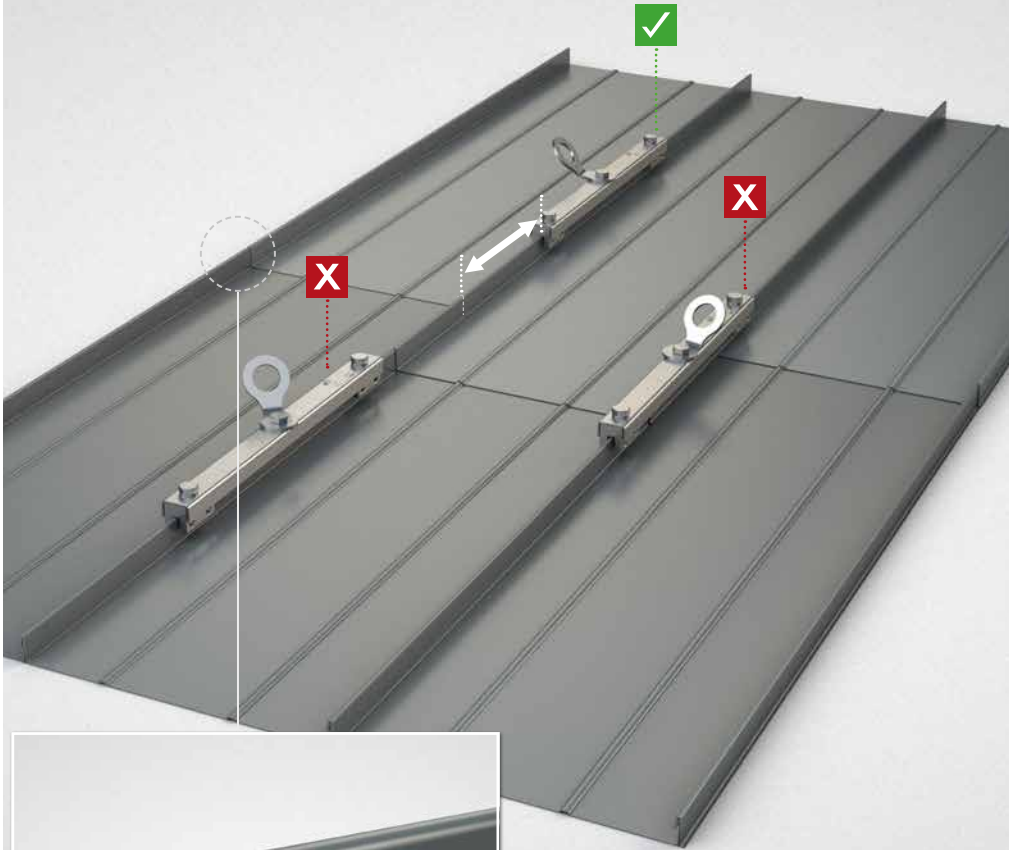
↔ 350
mm


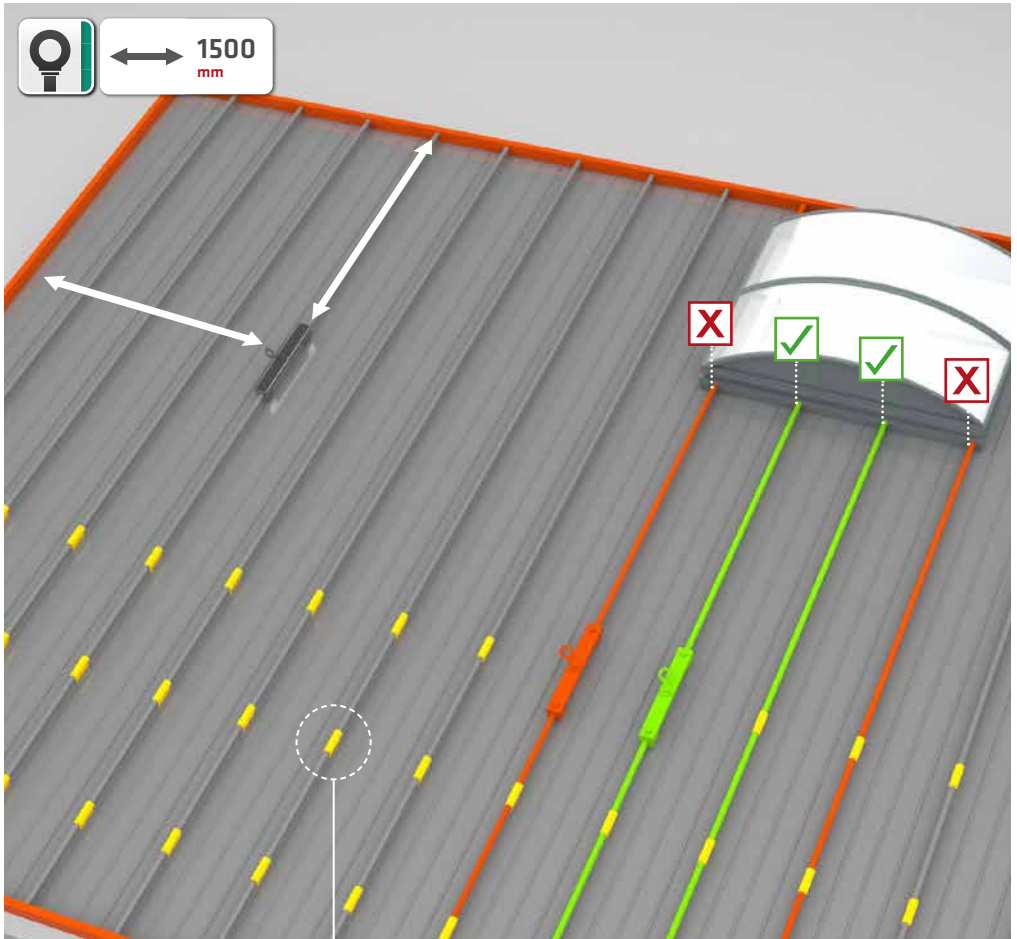




TX30
16 Nm







ALWAYS ON TOP!

ABS Safety GmbH

Gewerbering 3
D-47623 Kevelaer
Germany

Tel.: +49 28 32 972 81 - 0
Fax: +49 28 32 972 81 - 285

info@absturzschutz.de

 www.absturzschutz.de

 [.de/en](http://www.absturzschutz.de/en)

 [.de/fr](http://www.absturzschutz.de/fr)

 [.de/nl](http://www.absturzschutz.de/nl)

AP 19. August 2022



[instagram.com/abssafety](https://www.instagram.com/abssafety)



[youtube.com/abssafetygmbh](https://www.youtube.com/abssafetygmbh)



[facebook.com/ABS.Safety](https://www.facebook.com/ABS.Safety)