

# ABS-Lock® V

L5-B, L5-ST



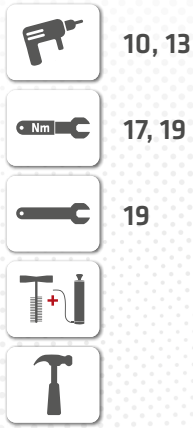
MoA 003-06



DIN EN 795:  
2012, A



## Werkzeuge | Tools



## Sicherheitshinweise | Safety instructions



- DE** Montageanleitung beachten (1) und Sicherheitshinweise beachten (2).
- EN** Comply with the installation manual (1) and Comply with the safety instructions (2).
- FR** Respecter la notice de montage (1) and Respecter les consignes de sécurité (2).
- NL** Montagehandleiding in acht nemen (1) and Veiligheidsinstructies in acht nemen (2).
- BGR** Спазвайте инструкциите за монтаж (1) and Спазвайте инструкциите за безопасност (2).
- DK** Følg monteringsvejledningen (1) and Følg sikkerhedshenvisningerne (2).
- ET** järgida montaažijuhendit (1) and järgida ohutusjuhiseid (2).
- FI** Noudata asennusohjeita (1) and Noudata turvallisuusohjeita (2).
- IT** Rispettare le istruzioni di montaggio (1) and Rispettare le istruzioni di sicurezza (2).
- PL** Przestrzegać zaleceń instrukcji montażu (1) and Przestrzegać zasad bezpieczeństwa (2).
- SK** Dodržujte návod na montáž (1) and Dodržujte bezpečnostné pokyny (2).
- SL** Sledite navodilom za namestitve (1) and Sledite varnostnim navodilom (2).
- ES** Observar las instrucciones de montaje (1) and Observar las indicaciones de seguridad (2).
- CS** Dodržujte návod k montáži (1) and Dodržujte bezpečnostní pokyny (2).
- HU** Vegye figyelembe az összeszerelési útmutatót (1) and Vegye figyelembe a biztonsági utasításokat (2).

## Kontakte | Contact persons

**Vertrieb & Technische Beratung**  
Sales & Technical Support

+49 (0) 28 32 - 972 81 - 0  
vertrieb@absturzschutz.de

### Schulung

Training  
+49 (0) 28 32 - 972 81 - 148  
schulung@absturzschutz.de

### Montagevorbereitung

Assembly  
+49 (0) 28 32 - 972 81 - 260  
service@absturzschutz.de

## Mustertypenschild | Sample label

**ABS SAFETY GMBH** 3

Kevelaer, Germany  
info@absturzschutz.de  
www.absturzschutz.de

1
2

---

**Mustertypenschild /**  
**Sample only**

4

**Chargennummer /**  
**Batch number**

5

---

<b>6</b>	Normen / Standards	<input type="checkbox"/>	-
<b>7</b>	Max. Nutzer gleichzeitig (DIN EN 795:2012) Max. No. of simultaneous users	<input type="checkbox"/>	-
<b>11</b>	Modellnummer / Model number	<input type="checkbox"/>	-
<input type="checkbox"/>	-	<input type="checkbox"/>	-
<input type="checkbox"/>	-	<input type="checkbox"/>	-
<input type="checkbox"/>	-	<input type="checkbox"/>	-

**8**

0158

**9**

**10**

## Inhalt | Content



L5-B




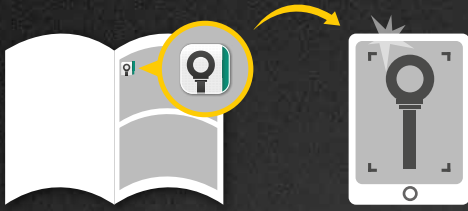
L5-ST






# Montageschritte dokumentieren

Document assembly step



[abs.lock-book.com](https://abs.lock-book.com)







# ALWAYS ON TOP!

## ABS Safety GmbH

Gewerbering 3  
D-47623 Kevelaer  
Germany

Tel.: +49 28 32 972 81 - 0  
Fax: +49 28 32 972 81 - 285

[info@absturzsicung.de](mailto:info@absturzsicung.de)

 [www.absturzsicung.de](http://www.absturzsicung.de)

 [.de/en](http://.de/en)

 [.de/fr](http://.de/fr)

 [.de/nl](http://.de/nl)

RS 13. Mai 2020



[instagram.com/abssafety](https://www.instagram.com/abssafety)



[youtube.com/abssafetygmbh](https://www.youtube.com/abssafetygmbh)



[facebook.com/ABS.Safety](https://www.facebook.com/ABS.Safety)