



ABS-Lock[®] X-B / ABS-Lock[®] X-B-A

LX-B-XXX / LX-B-XXX-A



MoA 155-04



DIN CEN/TS
16415:2017



DIN EN 795:
2012, A



Werkzeuge | Tools



10, 12



17, 24



24



Sicherheitshinweise | Safety instructions



- DE** Montageanleitung beachten (1) und Sicherheitshinweise beachten (2).
- EN** Comply with the installation manual (1) and Comply with the safety instructions (2).
- FR** Respecter la notice de montage (1) and Respecter les consignes de sécurité (2).
- NL** Montagehandleiding in acht nemen (1) and Veiligheidsinstructies in acht nemen (2).
- BGR** Спазвайте инструкциите за монтаж (1) and Спазвайте инструкциите за безопасност (2).
- DK** Følg monteringsvejledningen (1) and Følg sikkerhedshenvisningerne (2).
- ET** järgida montaažijuhendit (1) and järgida ohutusjuhiseid (2).
- FI** Noudata asennusohjeita (1) and Noudata turvallisuusohjeita (2).
- IT** Rispettare le istruzioni di montaggio (1) and Rispettare le istruzioni di sicurezza (2).
- PL** Przestrzegać zaleceń instrukcji montażu (1) and Przestrzegać zasad bezpieczeństwa (2).
- SK** Dodržujte návod na montáž (1) and Dodržujte bezpečnostné pokyny (2).
- SL** Sledite navodilom za namestitve (1) and Sledite varnostnim navodilom (2).
- ES** Observar las instrucciones de montaje (1) and Observar las indicaciones de seguridad (2).
- CS** Dodržujte návod k montáži (1) and Dodržujte bezpečnostní pokyny (2).
- HU** Vegye figyelembe az összeszerelési útmutatót (1) and Vegye figyelembe a biztonsági utasításokat (2).

Kontakte | Contact persons

Vertrieb & Technische Beratung
Sales & Technical Support
+49 (0) 28 32 - 972 81 - 0
vertrieb@absturzicherung.de

Schulung
Training
+49 (0) 28 32 - 972 81 - 254
schulung@absturzicherung.de

Montagevorbereitung
Assembly
+49 (0) 28 32 - 972 81 - 260
service@absturzicherung.de

Mustertypenschild | Sample label

[ABS]

ABS SAFETY GMBH 3

Kevelaer, Germany
info@absturzicherung.de
www.absturzicherung.de

1

2

Mustertypenschild /
Sample only

Chargennummer /
Batch number

6	Normen / Standards	<input type="checkbox"/>
7	Max. Nutzer gleichzeitig (DIN EN 795:2012) Max. No. of simultaneous users	<input type="checkbox"/>
11	Modellnummer / Model number	<input type="checkbox"/>
<input type="checkbox"/>	-	<input type="checkbox"/>
<input type="checkbox"/>	-	<input type="checkbox"/>
<input type="checkbox"/>	-	<input type="checkbox"/>

8

0158

9

Z-14.9-668

10

Inhalt | Content



ABS-Lock® X-B
LX-B-XXX



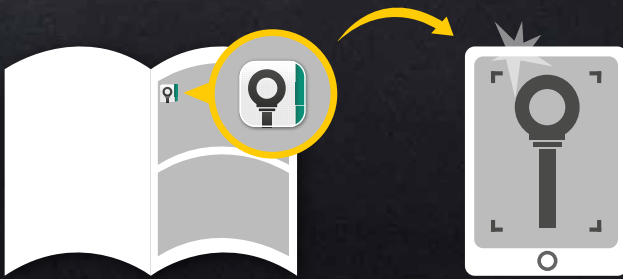
ABS-Lock® X-B-A
LX-B-XXX-A





Montageschritte dokumentieren



Document assembly step





abs.lock-book.com

















**ALWAYS
ON TOP!**



**ALWAYS
ON TOP!**

ALWAYS ON TOP!

ABS Safety GmbH

Gewerbering 3
D-47623 Kevelaer
Germany

Tel.: +49 28 32 972 81 - 0
Fax: +49 28 32 972 81 - 285

info@absturzschutz.de



www.absturzschutz.de



www.absturzschutz.de/en



www.absturzschutz.de/fr



www.absturzschutz.de/nl

RS 710_Maij 2020



[instagram.com/abssafety](https://www.instagram.com/abssafety)



[youtube.com/abssafetygmbh](https://www.youtube.com/abssafetygmbh)



[facebook.com/ABS.Safety](https://www.facebook.com/ABS.Safety)