

# ABS-Lock<sup>®</sup> X-H-16

LX-H-XXX-16

MoA 201-11



DIN CEN/TS  
16415:2017



DIN EN 795:  
2012, A



## Werkzeuge | Tools



T30



24



24

## Sicherheitshinweise | Safety instructions



- DE** Montageanleitung beachten (1) und Sicherheitshinweise beachten (2).
- EN** Comply with the installation manual (1) and Comply with the safety instructions (2).
- FR** Respecter la notice de montage (1) and Respecter les consignes de sécurité (2).
- NL** Montagehandleiding in acht nemen (1) and Veiligheidsinstructies in acht nemen (2).
- BGR** Спазвайте инструкциите за монтаж (1) and Спазвайте инструкциите за безопасност (2).
- DK** Følg monteringsvejledningen (1) and Følg sikkerhedshenvisningerne (2).
- ET** Järgige paigaldusjuhendit (1) ja ohutusjuhiseid (2).
- FI** Noudata asennusohjeita (1) and Noudata turvallisuusohjeita (2).
- IT** Rispettare le istruzioni di montaggio (1) and Rispettare le istruzioni di sicurezza (2).
- PL** Przestrzegać zaleceń instrukcji montażu (1) and Przestrzegać zasad bezpieczeństwa (2).
- SK** Dodržujte návod na montáž (1) and Dodržujte bezpečnostné pokyny (2).
- SL** Sledite navodilom za namestitve (1) and Sledite varnostnim navodilom (2).
- ES** Observar las instrucciones de montaje (1) and Observar las indicaciones de seguridad (2).
- CS** Dodržujte návod k montáži (1) and Dodržujte bezpečnostní pokyny (2).
- HU** Vegye figyelembe az összeszerelési útmutatót (1) and Vegye figyelembe a biztonsági utasításokat (2).

Für eine ordnungsgemäße Montage ist eine Dokumentation des Einbaus zwingend erforderlich!  
For a proper installation, a complete documentation of assembly is absolutely necessary.

## Kontakte | Contact persons

**Vertrieb & Technische Beratung**  
Sales & Technical Support

+49 (0) 28 32 - 972 81 - 0  
vertrieb@absturzschutz.de

**Schulung**  
Training

+49 (0) 28 32 - 972 81 - 148  
schulung@absturzschutz.de

**Montagevorbereitung**  
Assembly

+49 (0) 28 32 - 972 81 - 260  
service@absturzschutz.de

## Mustertypenschild | Sample label

[ABS]

**ABS SAFETY GMBH** 3

Kevelaer, Germany  
info@absturzschutz.de  
www.absturzschutz.de

1
2

---

**Mustertypenschild /**  
**Sample only**

**Chargennummer /**  
**Batch number**

---

6 Normen / Standards

7 Max. Nutzer gleichzeitig (DIN EN 795:2012)  
Max. No. of simultaneous users

11 Modellnummer / Model number

-

-

-

8

9

10

## Inhalt | Content



ABS-Lock X-H-16



ABS-Lock X-H-16



# Montageschritte dokumentieren

Document assembly step



Dokumentation mit Bildern vervollständigen!  
Complete your documentation using pictures!

**Dokumentation  
ist Pflicht!**

Documentation is compulsory!



[lock-book.com](https://lock-book.com)




150 - 600  
mm



min.  
100  
mm



min.  
120  
mm



OPTIONAL  
max. 3 mm



min.  
22  
mm  
OSB 3





**a**  $\longleftrightarrow$  **13,5**  
cm

**b**  $\longleftrightarrow$  min.  
**67,5**  
cm

**c**  $\longleftrightarrow$  min.  
**250**  
cm

Falls nicht vorhanden

 **ASSY 3.0**  
Edelstahl A2  
Vollgewinde  
Senkkopf AW -  
(ETA - 11/0190)

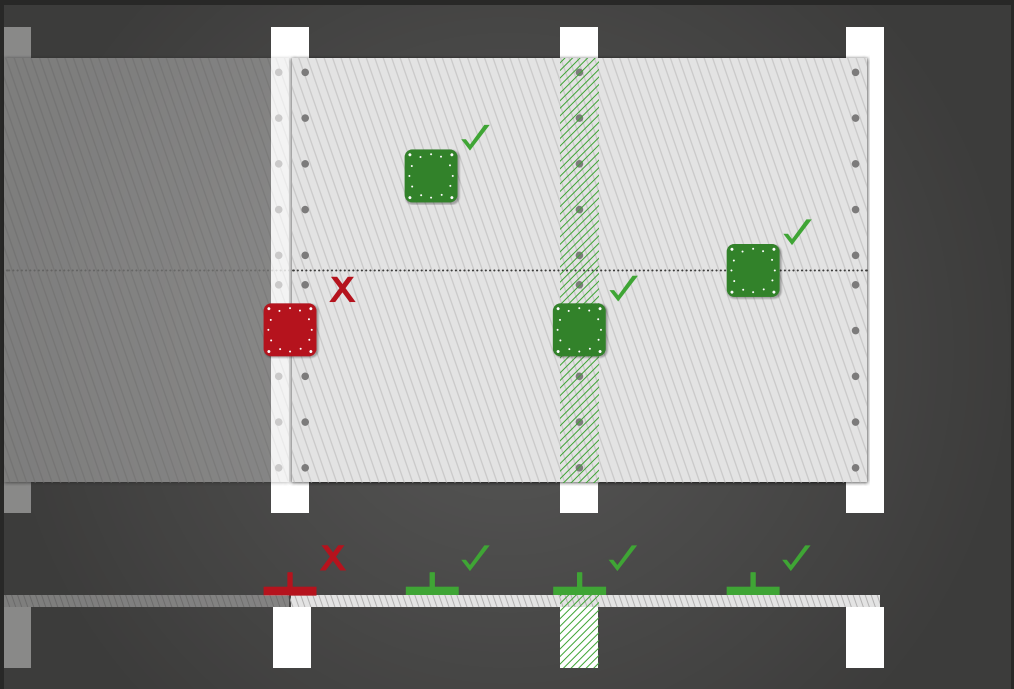
**a**

**b**

**c**

min. **5x**

min. **5x**





OPTIONAL  
max. 12 mm



min.  
18 mm



min.  
24 mm



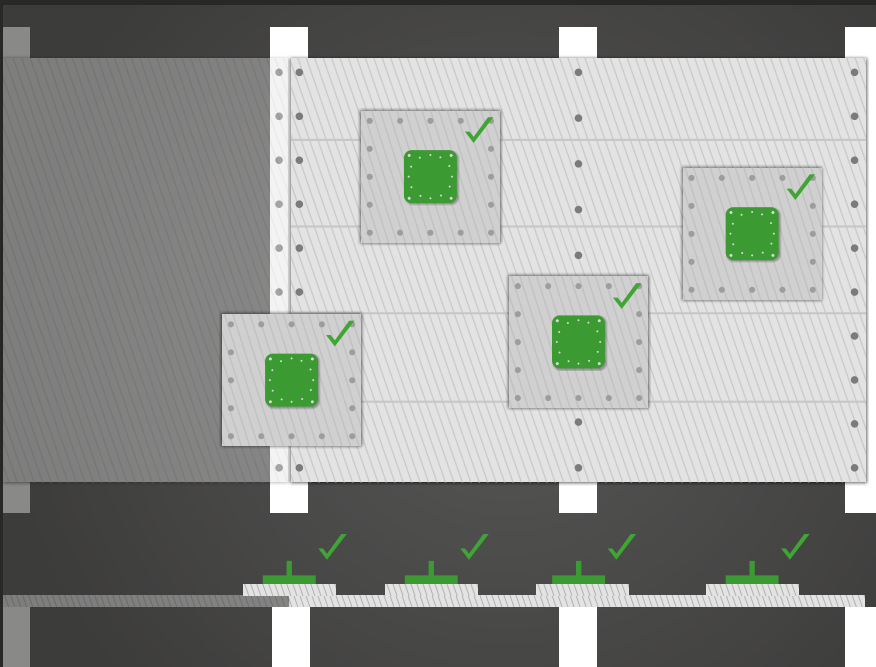
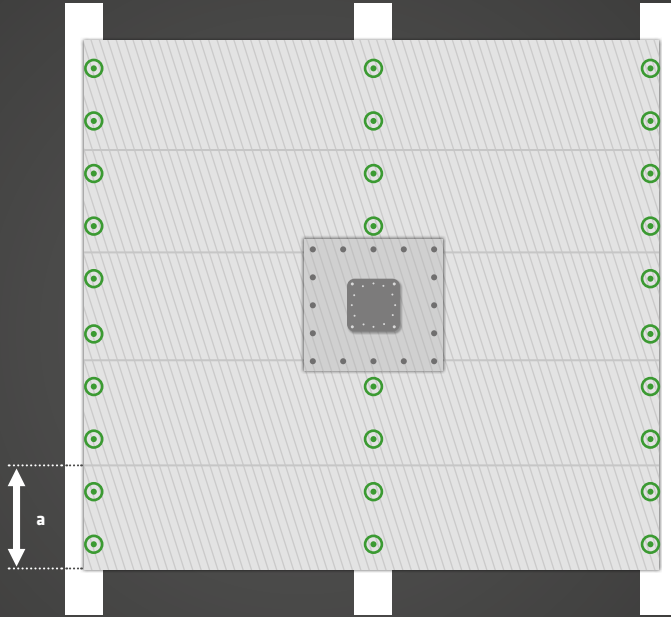
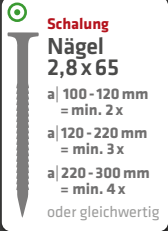
OSB 3  $\geq 12$  mm  
Holz/Wood  $\geq 20$  mm




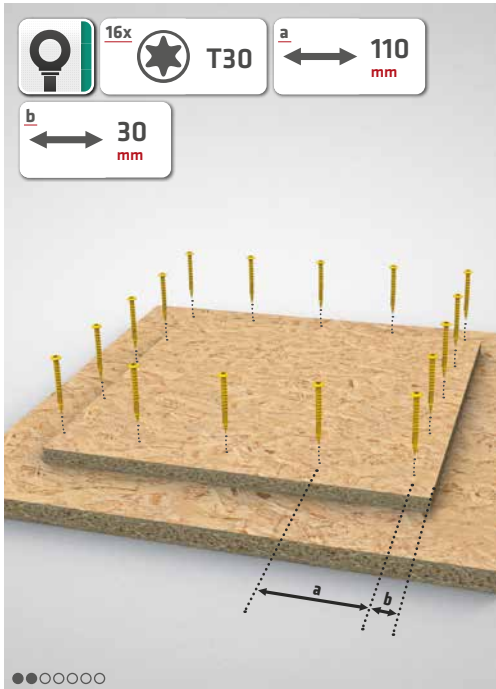





















**ALWAYS  
ON TOP!**

# ALWAYS ON TOP!

## ABS Safety GmbH

Gewerbering 3  
D-47623 Kevelaer  
Germany

Tel.: +49 28 32 972 81 - 0  
Fax: +49 28 32 972 81 - 285

[info@absturzschutz.de](mailto:info@absturzschutz.de)

 [www.absturzschutz.de](http://www.absturzschutz.de)

 [.de/en](http://.de/en)

 [.de/fr](http://.de/fr)

 [.de/nl](http://.de/nl)

RS 17. November 2021



[instagram.com/abssafety](https://www.instagram.com/abssafety)



[youtube.com/abssafetygmbh](https://www.youtube.com/abssafetygmbh)



[facebook.com/ABS.Safety](https://www.facebook.com/ABS.Safety)